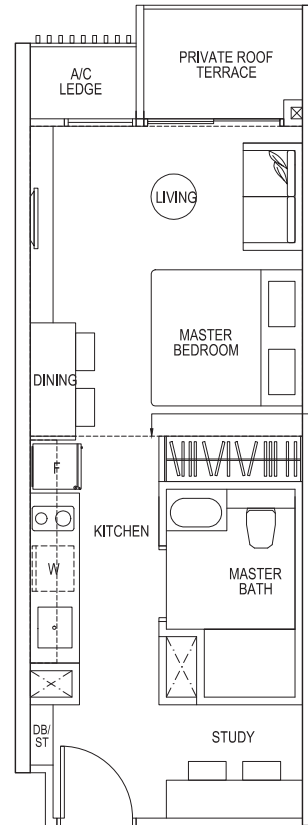


TYPE S A1r

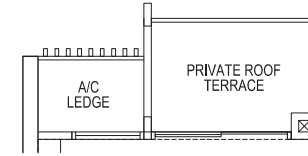
1-BEDROOM

Total Area = 55 sqm
(Including Void Area of 16 sqm)

- #18-38 HIGH CEILING (MIRROR)
- #18-39 HIGH CEILING
- #18-42 HIGH CEILING (MIRROR)
- #18-43 HIGH CEILING
- #18-47 HIGH CEILING (MIRROR)
- #18-48 HIGH CEILING



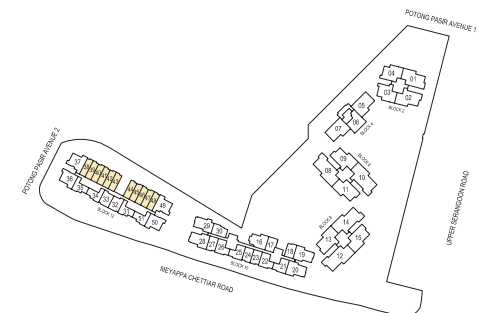
dotted line denotes void area
of 16 sqm above living and
bedrooms



- #18-40 HIGH CEILING (MIRROR)
- #18-41 HIGH CEILING
- #18-44 HIGH CEILING
- #18-45 HIGH CEILING (MIRROR)
- #18-46 HIGH CEILING



Area includes A/C ledge, balcony, Private roof terrace and void area. Some units are mirror images of the apartment plans shown in the brochure. Please refer to the key plans for orientation. The plans are subject to change as may be approved by the relevant authorities. All floors areas are approximate measurements only and are subject to government resurvey. Abbreviation: A/C ledge (Aircon Ledge), Private Roof Terrace, ST (Store), DB (Distribution Board), F (Fridge), W (Washing Machine).



KEY PLAN

