

TYPE S A1

1-BEDROOM

Total Area = 39 sqm

#06-38, #07-38, #09-38, #10-38, #11-38,
#13-38, #14-38, #15-38, #17-38 (MIRROR)

#06-39, #07-39, #09-39, #10-39, #11-39,
#13-39, #14-39, #15-39, #17-39

#07-40, #08-40, #09-40, #11-40, #12-40,
#13-40, #15-40, #16-40, #17-40 (MIRROR)

#07-41, #08-41, #09-41, #11-41, #12-41,
#13-41, #15-41, #16-41, #17-41

#06-42 TO #17-42 (MIRROR)

#06-43 TO #17-43

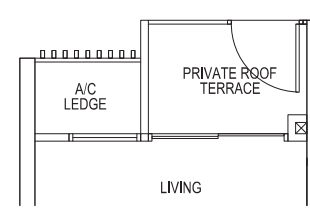
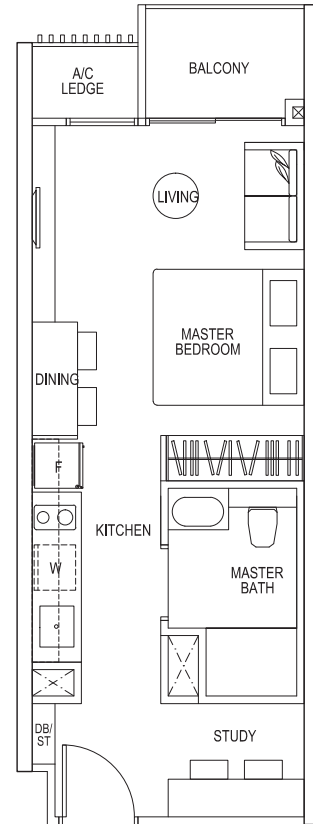
#07-44, #09-44, #11-44, #13-44, #15-44,
#17-44

#07-45, #08-45, #09-45, #11-45, #12-45,
#13-45, #15-45, #16-45, #17-45 (MIRROR)

#07-46, #08-46, #09-46, #11-46, #12-46,
#13-46, #15-46, #16-46, #17-46

#06-47, #07-47, #09-47, #10-47, #11-47,
#13-47, #14-47, #15-47, #17-47 (MIRROR)

#06-48, #07-48, #09-48, #10-48, #11-48,
#13-48, #14-48, #15-48, #17-48



TYPE S A1p

1-BEDROOM

Total Area = 39 sqm

#05-38 (MIRROR)

#05-39

#05-40 (MIRROR)

#05-41

#05-42 (MIRROR)

#05-43

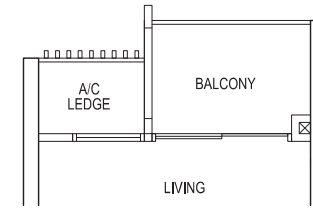
#05-44

#05-45 (MIRROR)

#05-46

#05-47 (MIRROR)

#05-48



TYPE S A1

1-BEDROOM

Total Area = 39 sqm

#08-38, #12-38, #16-38 (MIRROR)

#08-39, #12-39, #16-39

#06-40, #10-40, #14-40 (MIRROR)

#06-41, #10-41, #14-41

#06-44, #08-44, #10-44, #12-44, #14-44, #16-44

#06-45, #10-45, #14-45 (MIRROR)

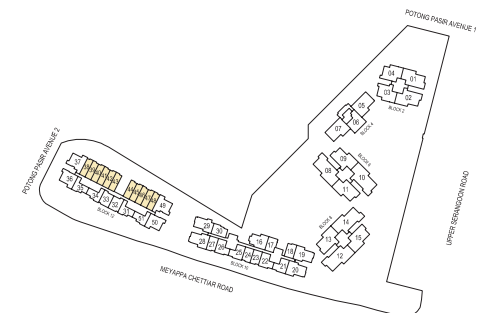
#06-46, #10-46, #14-46

#08-47, #12-47, #16-47 (MIRROR)

#08-48, #12-48, #16-48



Area includes A/C ledge, balcony, Private roof terrace and void area. Some units are mirror images of the apartment plans shown in the brochure. Please refer to the key plans for orientation. The plans are subject to change as may be approved by the relevant authorities. All floors areas are approximate measurements only and are subject to government resurvey. Abbreviation: A/C ledge (Aircon Ledge), Private Roof Terrace, ST (Store), DB (Distribution Board), F (Fridge), W (Washing Machine).



KEY PLAN

